

Ministry of Education and Science of Ukraine
Sumy National Agrarian University
Faculty of Veterinary Medicine
Department of Epizootology and Parasitology

Work program (syllabus) of the educational component

Invasive diseases of horses

selective

(required / optional)

Implemented within the educational program

"Veterinary medicine"


(name)


in specialty 211 " Veterinary Medicine "

(code, name)

at the second (master 's) level of higher education


Amounts - 2023

Developer:  Risovaniy V.I., Ph.D. associate professor

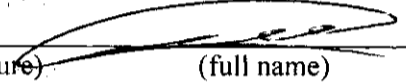
 (signature) (surname, initials) (academic degree and title, position)

Negreba Yu.V., Art. teacher


(signature) (surname, initials) (academic degree and title, position)


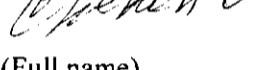
Considered, approved and approved at the meeting of the Department of Epizootology and Parasitology (name of the department)	Minutes of June 19, 2023 № 20	
	The head Departments	 (signature) Kasianenko OI (surname, initials)

Agreed:

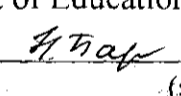
Guarantor of the educational program  (signature) (full name)

Dean of the faculty where the educational program is implemented

 (signature) Nechiporenko O.L. (full name)

Work program review (attached) provided:  (signature)  (signature) (Full name)

(Full name)

Methodist of the Department of Education Quality, licensing and accreditation  (signature) (N. Baranik) (full name)

Registered in the electronic database: date: 30.06 2023.

©SNAU, 2023

Information on viewing the work program (syllabus):

Academic year in which changes are made	The number of the appendix to the work program with a description of the changes	The changes have been reviewed and approved		
		Date and number of the minutes of the meeting of the department	Head of Department	Guarantor of the educational program

1. GENERAL INFORMATION ABOUT THE EDUCATIONAL COMPONENT

1.	Name OK	Invasive diseases of horses			
2.	Faculty / department	Faculty of Veterinary Medicine / Department of Epizootology and Parasitology			
3.	Status OK	Selective			
4.	Program / Specialty (programs), the component of which is OK for (<i>to be filled in for mandatory OK</i>)				
5.	OK can be suggested for (to be filled in for <i>selective OK</i>)	211 Veterinary medicine			
6.	NRC level	Level 7			
7.	Semester and duration of study	10th semester, 15 weeks			
8.	Number of ECTS credits	3.0			
9.	The total amount of - 90 hours and their distribution	Contact work (classes)			Individual work
		Lectures	Practical / seminar	Laboratory	
		-	-	14	76
10.	Language of instruction	English			
11.	Teacher / Coordinator of the educational component	Candidate of Veterinary Sciences , Art. teacher Rysovany VI St. teacher Negreba Yu.V.			
11.	Contact Information	Risovaniy V.I. -corp. 3 , office 62, tel .: 0963007430; viber 0974706536 rvisu @ ukr.net ; Negreba Yu.V.- corp . 3 , office 62, tel .: 09 89498577 ; viber 0662967712 Yla7578 @ ukr.net ;			
12.	General description of the educational component	The educational component studies the main parasitic diseases of horses, methods of lifelong and post-mortem diagnosis of equine parasitosis , treatment of horses with diseases, as well as prevention and control of diseases of parasitic etiology.			
13.	The purpose of the educational component	The purpose of teaching the discipline is to teach students to study the environment, to study the parasitological situation and to conduct bioecological methods of prevention of parasitosis in farms for keeping horses of various forms of ownership.			
14.	Prerequisites for studying OK, the relationship with other educational components of OP	veterinary specialist . The educational component is based on the study of OK: ecology, physiology, zoology and anatomy of animals, parasitology and invasive diseases, parasitosis of animals, etc.			
15.	The policy of academic integrity	No manifestations of academic dishonesty are allowed during the study of OK. Plagiarism check algorithm systems are also tools for counteracting violations of academic integrity . In case of violations, the response is in accordance with the regulations on the academic integrity of participants in the educational process in Sumy NAU (

		zabezpechennya-yakosti-osviti / zabezpechennya-yakosti-osviti / akademichna-dobrochesnist /). If a violation of academic integrity is detected, the completed task is not credited and is sent for re-execution.
16.	Course link in Moodle	https://cdn.snau.edu.ua/moodle/course/view.php?id=3005

3. CONTENT OF THE EDUCATIONAL COMPONENT (PROGRAM OF THE COURSE)

Topic. List of issues to be addressed within the topic	Distribution within the total time budget				Recommended Books from the list in paragraph 6
	Classroom work			CPC	
	Luke	PZ	Lab .		
I semester					
<p>Topic 1. Occupational safety when performing parasitological research. Rules for taking material for parasitological research. Transportation and storage of parasitological material Rules of care for animals affected by pathogens of invasive diseases.</p>		2	<p>Occupational safety when performing parasitological research. Safety precautions when working with invasive material and animals affected by pathogens of invasive diseases. Basic rules of selection, storage, labeling of invasive material.</p>	6	
<p>Topic 2. Biological and ecological bases of parasitism. Ecological and biological features of protozoa, helminths, mites and insects. Animals - as a source of pathogens of invasive diseases for other animals and humans, as well as carriers of parasites . Environment and ways of its pollution. Biological pollution of the environment by oocysts , eggs and larvae of parasites.</p>			<p>Biological and ecological bases of parasitism. Features of biological development of protozoa, nematodes, cestodes , trematodes, acanthocephalus, pathogens of arachnoentomoses . Ways of biological pollution of the environment by oocysts , eggs and larvae of parasites.</p>	8	1,3,4,5,6,7,10,11,12,13
<p>Topic 3. Ways of isolation of eggs and larvae of zooparasites from the body of definitive hosts and ways of their infection. Isolation of oocysts , eggs and larvae of zooparasites from the body of the definitive host into the environment depending on the stage of development of invasive pathogens and their localization. Features of biological pollution of the environment by oocysts , eggs and larvae of zooparasites .. Factors of infection of animals and humans with pathogens of anthroozoonoses. Ways of infecting animals and</p>		2	<p>Ways of isolation of eggs and larvae of zooparasites from the body of definitive hosts and ways of their infection. Epizootological, epidemiological and clinical examination of animals and humans for parasitosis . Factors influencing the contamination of environmental objects by oocysts , eggs and larvae of zooparasites . Shelf life of pathogens of invasive diseases in the environment</p>	6	1,2,3,4,5,6,7,8,10,11,

humans with pathogens of invasive diseases.					
Topic 4. Parasitological studies of animals. Methods of parasitological research, factors influencing their effectiveness. Equipment and materials for parasitological research. Rational terms of carrying out parasitological researches of animals.			Parasitological studies of animals. Study of factors influencing efficiency parasitological research. Veterinary - sanitary assessment of livestock premises and farm areas .	8	1,2,3,4,5,8,9,10,11,12,13
Topic 5. Ecological and biological features of trematodes , cestodes Biology of trematodes , cestodes , their fertility. Biological pollution of the environment by eggs of trematodes , cestodes . Disinvasion of environmental objects. Ecological prevention of helminthiasis of horses.		2	Ecological and biological features of trematodes , cestodes Ecological and biological features fasciol , dicrocoelium , Ecological and biological features anoplocephalus	6	3,4,5,6,7,8,9,, 12,13
Topic 6. Ecological and biological features of nematodes and acanthocephalus . nematodes and acanthocephalus , their fertility. Biological pollution of the environment by nematode and acanthocephalic eggs. Ecological prevention of helminthiasis of horses		2	Ecological and biological features of nematodes and acanthocephalus . Ecological and biological features oxyurate , ascaridate , strongylate , filariate .	8	1,2,3,4,5,6,11,12,13
Topic 7. Ecological and biological features of mites, insects and protozoa. Biological features of mites, insects and protozoa. Biological pollution of the environment by mite eggs and protozoan oocysts .		2	Ecological and biological features of mites, insects and protozoa. Ecological and biological features of parasites of form and acariform mites, gnats , bloodsuckers, malaphages . Ecological and biological features of babesi, toxoplasma , trypanosomes and balantidia .	6	1,2,3,4,5,6,7,10,11,
Topic 8. Ways of isolation of oocysts , eggs and		2	Ways of isolation of oocysts , eggs and larvae of parasites from the host organism. Ways of infection of animals and humans with	6	1,3,4,5,6,7,8,9,, 12,13

<p>larvae of parasites from the host organism. Features of biological pollution of the environment by invasive elements of zooparasites . Ways of infection of animals and humans with pathogens of invasive diseases. Sources , ways of distribution and factors of environmental pollution by pathogens of invasive diseases</p>			<p>pathogens of invasive diseases: alimentary, water, sexual, contact - household, trans placental, blood transfusion and contaminant .</p>		
<p>Topic 9 . Parasitological studies of animals. Methods of parasitological research of horses. Study of horses for helminthiasis. The study is equine protozoan diseases. Acarological and entomological studies of horses</p>		2	<p>Parasitological studies of animals. Elaboration of helminthoscopic and coproscopic research methods. Methods of research of horses for acarosis and entomoses .</p>	8	1,2,3,4,5,6,11,12,13
<p>Topic 10 . Parasitological studies of environmental objects. Research of samples of grass, hay, soil , water, manure. Research of samples of scrapings of objects of livestock premises. Factors influencing parasitological studies of environmental objects .</p>			<p>Parasitological studies of environmental objects. Research methods samples of grass, hay, soil , water, manure and samples of scrapings of livestock facilities. Veterinary - sanitary assessment of reservoirs and pastures, habitats of temporary ectoparasites.</p>	6	1,2,3,4,5,6,7,8,10,11
<p>Topic 11 . Parasitological studies of intermediate and reservoir hosts of zooparasites . The role of vertebrates and invertebrates as intermediate hosts of helminths. The role of intermediate hosts of helminths in the spread of invasive diseases, determining the extent and intensity of invasion.</p>			<p>Parasitological studies of intermediate and reservoir hosts of zooparasites . Methods of examination of mites, beetles, blood-sucking insects for the presence of intermediate stages of development of zooparasites .</p>	8	1,2,3,4,5,6,11,12,13
<p>Total</p>		14		76	

4. METHODS OF TEACHING AND TEACHING

DRN	Teaching methods (work to be done by the teacher <u>during classes</u> , consultations)	Number of	Teaching methods (what types of educational activities the student must perform <u>independently</u>)	Number
-----	---	-----------	--	--------

		hours)	of hours
DRN 1. Identify sick animals, diagnose, treat and develop a set of preventive measures for helminthiasis of horses.	<p>Methods of teaching by source of knowledge: <i>Verbal:</i> story, explanation, conversation (heuristic and reproductive), lecture, instruction. <i>Visual:</i> demonstration, illustration, observation. Active methods: (use of technical teaching aids, use of training and control tests) Interactive methods of presentation : (use of multimedia technologies, spreadsheets.</p>	4	<p>Methods of teaching by source of knowledge: <i>Verbal :</i> work with a book (reading, translation, writing, taking notes, making tables, graphs, reference notes), <i>Visual :</i> observation. Teaching methods by the nature of the logic of cognition (analytical, synthesis methods, and inductive method, deductive method, translational method). Active methods (brainstorming, crossword puzzles, debates, round tables, binary classes, business and role-playing games, group research). Interactive learning technologies (use of multimedia technologies, dialogue learning, student cooperation (cooperation)</p>	26
DRN 2 . Identify sick animals, diagnose, treat and develop a set of preventive measures for ectoparasitosis of horses.	<p>Methods of teaching by source of knowledge: <i>Verbal:</i> story, explanation, conversation (heuristic and reproductive), lecture, instruction. <i>Visual:</i> demonstration, illustration, observation. Active methods: (use of technical teaching aids, use of training and control tests) Interactive methods of presentation : (use of multimedia technologies, spreadsheets.</p>	6	<p>Methods of teaching by source of knowledge: <i>Verbal :</i> work with a book (reading, translation, writing, taking notes, making tables, graphs, reference notes), <i>Visual :</i> observation. Teaching methods by the nature of the logic of cognition (analytical, synthesis methods, and inductive method, deductive method, translational method). Active methods (brainstorming, crossword puzzles, debates, round tables, binary classes, business and role-playing games, group research). Interactive learning technologies (use of multimedia technologies, dialogue learning, student cooperation (cooperation) .</p>	26
DRN 3 Identify sick animals, diagnose, treat and develop a set of preventive measures for	<p>Methods of teaching by source of knowledge: <i>Verbal:</i> story, explanation, conversation (heuristic and reproductive), lecture, instruction. <i>Visual:</i> demonstration, illustration, observation. Active methods: (use of technical teaching aids, use of training and control tests) Interactive methods of presentation : (use of multimedia</p>	4	<p>Methods of teaching by source of knowledge: <i>Verbal :</i> work with a book (reading, translation, writing, taking notes, making tables, graphs, reference notes), <i>Visual :</i> observation. Teaching methods by the nature of the logic of cognition (analytical, synthesis methods, and inductive method, deductive method, translational method).</p>	24

protozoa of horses.	technologies, spreadsheets.		Active methods (brainstorming, crossword puzzles, debates, round tables, binary classes, business and role-playing games, group research). Interactive learning technologies (use of multimedia technologies, dialogue learning, student cooperation (cooperation)	
---------------------	-----------------------------	--	--	--

5. EVALUATION BY EDUCATIONAL COMPONENT

5.1.Diagnostic evaluation (*indicated if necessary*)

Computer testing for knowledge of pathogens of invasive diseases, methods of their indication, as well as pathogenesis, clinical and pathological signs of major parasitic diseases and other issues on which the study of OK is based. The grade is not issued.

5.2.Summative assessment

5.2.1. To assess the expected learning outcomes provided

№	Methods of summative evaluation	Points / Weight in the overall score	Date of compilation
5th semester			
1.	Assessment of the ability to prepare and select material for laboratory tests, to compile an accompanying document	5/5%	By the end of 2 weeks
2.	Assessment of the ability to prepare and deworm horses (based on vivarium) and draw up an act.	5/5%	By the end of 3 weeks
3.	The decision of problems on calculation of needs of means for carrying out disinvasion and drawing up of the act of the carried-out works	5/5%	By the end of 6 weeks
4.	Decisions on the ability to navigate in the range of anthelmintics , insecticides and disinfectants . Debate	10/10%	In the 7th lesson
5.	Simulation exercise " Veterinary technologies for the prevention of helminthiasis of horses "	10/10%	By the end of the 8th week
6.	Simulation exercise " Veterinary technologies for prevention of arachnoses of horses "	10/10%	In the 9th lesson
7.	Simulation exercise " Veterinary technologies for the prevention of horse entomoses "	10/10%	In the 10th lesson
8.	Simulation exercise " Veterinary technologies for the prevention of protozoa of horses "	10/10%	In the 12th lesson
9.	Plan of antiparasitic measures to eliminate the disease (by options)		By the end of the 15th week
10	Multiple choice testing	35/35%	According to the schedule
	Together	100/100%	

5.2.2. Evaluation criteria

Component	Unsatisfactorily	Satisfactorily	Fine	Perfectly
Assessment of the ability to prepare and select material for laboratory tests, to compile an accompanying document	0-2	3	4	5
	<i>The procedure is not oriented</i>	<i>The sequence of the procedure is not followed exactly, the document is made with gross errors</i>	<i>The procedure is correctly performed on the object, the document is made with inaccuracies</i>	<i>The procedure is explained in detail and correctly performed on site, the documents are compiled without errors</i>
Assessment of the ability to prepare and deworm animals / poultry (based on vivarium) and draw up an act.	0-2	3	4	5
	<i>The procedure is not oriented</i>	<i>The sequence of the procedure is followed with gross errors</i>	<i>The procedure is performed correctly on the object</i>	<i>The procedure is explained in detail and correctly performed on a living object</i>
The decision of problems on calculation of needs of means for carrying out disinvasion and drawing up of the act of the carried-out works	0-2	3	4	5
	<i>The problem is solved incorrectly</i>	<i>The problem is generally solved, but with gross errors</i>	<i>The calculation was carried out correctly, the act was drawn up</i>	<i>The requirements of the task are met, while demonstrating creativity and thoughtfulness</i>
Test your ability to navigate in the range of anthelmintics , insecticides and disinfectants	0-2	3	4	5
	<i>Task requirements not met</i>	<i>Most of the requirements are met, but some components are missing or insufficiently disclosed</i>	<i>All requirements of the task with insignificant inaccuracies are fulfilled</i>	<i>The requirements of the task are met, while demonstrating creativity and thoughtfulness</i>
Simulation exercise for topics with the distribution of points on the basis of mutual evaluation	0-4	5-7	8-9	10
	<i>Role not completed</i>	<i>The role is generally fulfilled, with hints and corrections</i>	<i>The role is fulfilled, knowledge of the instruction on fight against illness is shown, uncertainty is shown</i>	<i>The role is performed with creativity, demonstrated knowledge of instructions for combating the disease, the ability to communicate, argue and show determination in defending their position,</i>
Plan of antiparasitic measures to eliminate the disease (by options)	0-4	5-7	8-9	10
	<i>Task requirements not met</i>	<i>Most of the requirements are met, but some components are missing or insufficiently disclosed</i>	<i>All requirements of the task with insignificant inaccuracies are fulfilled</i>	<i>The requirements of the task are met, while demonstrating creativity and thoughtfulness</i>

5.3. Formative assessment:

To assess current progress in learning and understanding areas for further improvement

№	Elements of formative assessment	Date
1	Feedback , which aims to support the student in understanding the correctness of the documentation	Each time you check the completed acts and accompanying

2	Self-test for knowledge of the sequence of actions when performing procedures (diagnostic, preventive, veterinary - sanitary) based on the results of the analysis of performed blitz tasks	Blitz control at the beginning of classes
3	Evaluation of the activity and effectiveness of applicants' participation in focus groups and role-playing in simulation exercises. Comments and tips.	Each time in the form of focus groups or simulation exercises
4	Feedback with comments and recommendations on how to solve problems	13th week
5	Oral review and correction of plans for antiparasitic measures to eliminate the disease (by options)	According to the schedule by topics

Self -assessment can be used as an element of summative assessment and formative assessment .

6. LEARNING RESOURCES (LITERATURE)

6.1. The main sources

Methodical support

1. Kasyanenko OI, Risovany VI, Negreba YV " Bioecological zooparasitology »Methodical instructions for carrying out laboratory - practical and independent classes . Sumy NAU. Amounts 2022 -24s.
2. Kasyanenko OI, Risovany VI, Negreba YV Lazorenko LM, Textbook for laboratory - practical classes and independent work of students in parasitology and invasive animal diseases. Sumy NAU. Sumy, 2020. - 140 p.
3. Drawn VI, Negreba YV, Lazorenko LM, Parasitology and invasive diseases of animals. Workbook for laboratory-practical and independent classes Part 1 Veterinary helminthology. For students majoring in 211 "Veterinary Medicine" and 212 "Veterinary Hygiene, Sanitation and Expertise" full-time .87 p.

Recommended Books

Basic

3. Secretary KV Fundamentals of ecological zooparasitology . Lviv, 2007. - 358 p.
4. NevyadomK .. General parasitology . K .: "Scientific thought". - Kyiv, 2006. - 483 p.
5. Galat VF, Berezovsky AV, Prus MP, Soroka NM Parasitology and Invasive Diseases : Textbook; for ed .. V.F. Galata K .: Higher Education , 2003.– 464 p.
6. Galat VF, Berezovsky AV, Prus MP, Soroka NM Parasitology and invasive diseases . Workshop: Teaching . manual. K .: Higher education , 2004. - 238 p.
7. Dakhno IS, Galat VF, Berezovsky AV, Prus MP, Soroka NM Atlas of helminth animals . K .: Vetinform , - 2001. - 118 p.
8. Dakhno IS, Dakhno YI Ecological helminthology : Textbook . manual. Sumy: Kozatsky Val, 2010. - 220 p.
9. Prikhodko YO, Ponomar SL, Mazanny OV, Nikiforova OV, Antipov AA, Goncharenko VP Parasitology and invasive diseases of animals Workshop (for independent work). Bila Tserkva .: Belotserkivdruk LLC . 2011. 312p.

6.2. Additional sources

10. Verbytsky PI, Dostoevsky. P.I. Handbook of Veterinary Medicine. Kyiv .: Urozhay, 2004. 1280 p.
11. Galat VF, Berezovsky AV, Soroka NM Prus MP Invasive swine diseases : Educational . Kyiv .: NAU, 2006. 94 p.

12. Galat VF, Berezovsky AV, Soroka NM Prus MP Invasive diseases of horses: Educational manual . Kyiv .: NAU, 2008. 154 p.
13. Boch J., Supperer R. Veterinary dynamic Parasitologic . Berlin and Hamburg . : Verlag Paul Parey , 2002. 906 p

6.3. Software

- Computers with software to perform practical work
- Microsoft Power Point - data visualization Microsoft Power BI - analytics and data visualization
- Multimedia projector, marker board and screen;
- Moodle distance learning and control system